


Introductory sub-table (I)(a)

Name of the Company: Euro Finmart Limited				
Scrip Code: 531082, Name of the scrip: EUROFIN, class of security: EQUITY				
Quarter Ended: 31/12/2011				
Partly paid-up shares:-		No. of partly paid-up shares	As a % of total no. of partly paid-up shares	As a % of total no. of shares of the company
Held by promoter/promoter group		0	0	0
Held by public		0	0	0
	Total - D	0	0	0
Outstanding convertible securities:-		No. of outstanding securities	As a % of total no. of outstanding convertible securities	As a % of total no. of shares of the company, assuming full conversion of the convertible securities
Held by promoter/promoter group		0	0	0
Held by public		0	0	0
	Total - E	0	0	0
Warrants:-		No. of warrants	As a % of total no. of warrants	As a % of total no. of shares of the company, assuming full conversion of warrants
Held by promoter/promoter group		0	0	0
Held by public		0	0	0
	Total - F	0	0	0
Total paid-up capital of the company, assuming full conversion of warrants and convertible securities		4847905	100	100




Statement Showing Shareholding Pattern

Category code	Category of Shareholder	Number of Shareholders	Table I(a)		Total shareholding as a percentage of total number of shares		Shares Pledged or otherwise encumbered	
			Total number of shares	Number of shares held in dematerialized form	As a percentage of (A+B) ¹	As a percentage of (A+B+C)	Number of shares	As a percentage
			(IV)	(V)	(VI)	(VII)	(VIII)	(IX) = (VIII)/(IV)*100
(A)	Shareholding of Promoter and Promoter							
1	Indian							
(a)	Individuals/ Hindu Undivided Family	13	106430	96260	2.20	2.20	0	0.00
(b)	Central Government/ State Government(s)	0	0	0	0.00	0.00	0	0.00
(c)	Bodies Corporate	0	0	0	0.00	0.00	0	0.00
(d)	Financial Institutions/ Banks	0	0	0	0.00	0.00	0	0.00
(e)	Any Others(Specify)	0	0	0	0.00	0.00	0	0.00
(e-i)		0	0	0	0.00	0.00	0	0.00
(e-ii)								
	Sub Total(A)(1)	13	106430	96260	2.20	2.20	0	0.00
2	Foreign							
a	Individuals (Non-Residents Individuals/ Foreign Individuals)	1	2220	0	0.05	0.05	0	0.00
b	Bodies Corporate	0	0	0	0.00	0.00	0	0.00
c	Institutions	0	0	0	0.00	0.00	0	0.00
d	Any Others(Specify)	0	0	0	0.00	0.00	0	0.00
(d-i)					0.00	0.00	0	0.00
(d-ii)								
	Sub Total(A)(2)	1	2220	0	0.05	0.05	0	0.00
	Total Shareholding of Promoter and Promoter Group (A) = (A)(1)+(A)(2)	14	108650	96260	2.24	2.24	0	0.00
(B)	Public shareholding							
i	Institutions							
(a)	Mutual Funds/ UTI	0	0	0	0.03	0.03	0	0.00
(b)	Financial Institutions/ Banks	1	1450	0	0.00	0.00	0	0.00
(c)	Central Government/ State Government(s)	0	0	0	0.00	0.00	0	0.00
(d)	Venture Capital Funds	0	0	0	0.00	0.00	0	0.00
(e)	Insurance Companies	0	0	0	0.00	0.00	0	0.00
(f)	Foreign Institutional Investors	0	0	0	0.00	0.00	0	0.00
(g)	Foreign Venture Capital Investors	0	0	0	0.00	0.00	0	0.00
(h)	Any Other (specify)	0	0	0	0.00	0.00	0	0.00
(h-i)								
(h-ii)								
	Sub-Total (B)(1)	1	1450	0	0.03	0.03	0	0.00




B2	Non-institutions							
	Bodies Corporate	35	1051222	1048062	21.68	21.68	0	0.00
	Individuals				0.00	0.00	0	0.00
	Individuals -i. Individual shareholders holding nominal share capital up to Rs 1 lakh	1013	123920	44642	2.56	2.56	0	0.00
	ii. Individual shareholders holding nominal share capital in excess of Rs. 1 lakh.	15	3542013	3205568	73.06	73.06	0	0.00
(c)	Any Other (specify)	0	0	0	0.00	0.00	0	0.00
(c-i)	Non Resident Indians	130	19650	3100	0.41	0.41	0	0.00
(c-ii)	Overseas Corporate Bodies	1	1000	0	0.02	0.02	0	0.00
	Sub-Total (B)(2)	1194	4737805	4301372	97.73	97.73	0	0.00
(B)	Total Public Shareholding (B)= (B)(1)+(B)(2)	1195	4739255	4301372	97.76	97.76	0	0.00
	TOTAL (A)+(B)	1209	4847905	4397632	100.00	100.00	0	0.00
(C)	Shares held by Custodians and against which Depository Receipts have been issued							
1	Promoter and Promoter Group	0	0	0	0	0.00	0	0.00
2	Public	0	0	0	0	0.00	0	0
	Sub-Total (C)	0	0	0	0	0	0	0
	GRAND TOTAL (A)+(B)+(C)	1209	4847905	4397632		100.00	0	0.00



(b) Statement showing holding of securities (including shares, warrants, convertible securities) of persons belonging to the category "Promoter and Promoter Group"


Sr. No.	Name of the shareholder	Details of Shares held		Encumbered shares			Details of warrants		Details of convertible securities		Total shares (including underlying shares assuming full conversion of warrants and convertible securities) as a % of diluted share capital
		Number of shares held	As a % of grand total (A)+(B)+(C)	No.	As a percentage	As a % of grand total (A)+(B)+(C) of sub-clause (I)(a)	Number of warrants held	As a % total number of warrants of the same class	Number of convertible securities held	As a % total number of convertible securities of the same class	
(i)	(ii)	(iii)	(iv)	(v)	(vi)=(v)/(iii)*100	(vii)	(viii)	(ix)	(x)	(xi)	(xii)
1	ASHOK KUMAR MAHESHWARI	20960	0.43	0	0.00	0.00	0	0	0	0	0.43
2	ASHWARYA KUMAR MAHESHWARI	20950	0.43	0	0.00	0.00	0	0	0	0	0.43
3	DASHOTTRA	5380	0.11	0	0.00	0.00	0	0	0	0	0.11
4	FRANZ GOLZ	2220	0.05	0	0.00	0.00	0	0	0	0	0.05
5	KAILASH SABOO	3300	0.07	0	0.00	0.00	0	0	0	0	0.07
6	KAILASH SABOO	240	0.00	0	0.00	0.00	0	0	0	0	0.00
7	KRISHAN KUMAR MAHESHWARI	5960	0.12	0	0.00	0.00	0	0	0	0	0.12
8	KRISHAN KUMAR MAHESHWARI	17250	0.36	0	0.00	0.00	0	0	0	0	0.36
9	SANDHYA MAHESHWARI	300	0.01	0	0.00	0.00	0	0	0	0	0.01
10	SANDHYA MAHESHWARI	250	0.01	0	0.00	0.00	0	0	0	0	0.01
11	SANDHYA MAHESHWARI	40	0.00	0	0.00	0.00	0	0	0	0	0.00
12	SHOBHA MAHESHWARI	50	0.00	0	0.00	0.00	0	0	0	0	0.00
13	VINOD KUMAR MAHESHWARI	31050	0.64	0	0.00	0.00	0	0	0	0	0.64
14	VINOD KUMAR MAHESHWARI	700	0.01	0	0.00	0.00	0	0	0	0	0.01
	TOTAL	108650	2.24	0	0.00	0.00	0	0	0	0	2.24

Ash




(ii) Statement showing holding of securities (including shares, warrants, convertible securities) of persons (together with PAC) belonging to the category "Public" and holding more than 5% of the total number of shares of the company

Sr. No.	Name(s) of the shareholder(s) and the Persons Acting in Concert (PAC) with them	Number of shares	Shares as a percentage of total number of shares (i.e., Grand Total (A)+(B)+(C) indicated in Statement at para (I)(a) above)	Details of warrants		Details of convertible securities		Total shares (including underlying shares assuming full conversion of warrants and convertible securities) as a % of diluted share capital
				Number of warrants	As a % total number of warrants of the same class	Number of convertible securities held	% w.r.t total number of convertible securities of the same class	
		373830	7.71	0	0	0	0	7.71
1	ANUBHI R KULKARNI	336445	6.94	0	0	0	0	6.94
2	ASHOK KHANDELWAL	317755	6.55	0	0	0	0	6.55
3	GARIMA AGARWAL	336445	6.94	0	0	0	0	6.94
4	REKHA KHANDELWAL	373830	7.71	0	0	0	0	7.71
5	SHAASWAT LEASING AND FINANCE PVT. LTD	467285	9.64	0	0	0	0	9.64
6	VAIBHAV GARG	467285	9.64	0	0	0	0	9.64
7	VIKAS POLYMERLAND PVT LTD.	345790	7.13	0	0	0	0	7.13
8	VINEETA GUPTA	345790	7.13	0	0	0	0	7.13
9	VINOD GUPTA							
	TOTAL	3364455	69.40	0	0	0	0	69.40



(II)(a) Statement showing details of Depository Receipts (DRs)

Sr. No.	Type of outstanding DR (ADRs, GDRs, SDRs, etc.)	Number of outstanding DRs	Number of shares underlying outstanding DRs	Shares underlying outstanding DRs as a percentage of total number of shares (i.e., Grand Total (A)+(B)+(C) indicated in Statement at para (I)(a) above)
1.	NIL	NIL	0	0.00
2	NIL	NIL	0	0.00
3	NIL	NIL	0	0.00
4	NIL	NIL	0	0.00
5	NIL	NIL	0	0.00
6	NIL	NIL	0	0.00
7	NIL	NIL	0	0.00
8	NIL	NIL	0	0.00
9	NIL	NIL	0	0.00
TOTAL		0	0	

Ashish


(H)(b) Statement showing holding of Depository Receipts (DRs), where underlying shares held by "promoter/promoter group" are in excess of 1% of the total number of shares

Sr. No.	Name of the DR Holder	Type of outstanding DR (ADRs, GDRs, SDRs, etc.)	Number of shares underlying outstanding DRs	Shares underlying outstanding DRs as a percentage of total number of shares [i.e., Grand Total (A)+(B)+(C) indicated in Statement at para (I)(a) above]
1	NIL	NIL	0	0
2	NIL	NIL	0	0
3	NIL	NIL	0	0
4	NIL	NIL	0	0
5	NIL	NIL	0	0
6	NIL	NIL	0	0
7	NIL	NIL	0	0
8	NIL	NIL	0	0
9	NIL	NIL	0	0
TOTAL			0	0

Ash

