

Introductory sub-table (I)(a)

Name of the Company: Euro Finmart Limited			
Scrip Code: 7071, Name of the scrip: EUROFIN, ISIN No: INE914E01024, class of security: EQUITY			
Quarter Ended on: 30/09/2011			
Partly paid-up shares:-	No. of partly paid-up shares	As a % of total no. of partly paid-up shares	As a % of total no. of shares of the company
Held by promoter/promoter group	0	0	0
Held by public	0	0	0
Total - D	0	0	0
Outstanding convertible securities:-	No. of outstanding securities	As a % of total no. of outstanding convertible securities	As a % of total no. of shares of the company, assuming full conversion of the convertible securities
Held by promoter/promoter group	0	0	0
Held by public	0	0	0
Total - E	0	0	0
Warrants:-	No. of warrants	As a % of total no. of warrants	As a % of total no. of shares of the company, assuming full conversion of warrants
Held by promoter/promoter group	0	0	0
Held by public	0	0	0
Total - F	0	0	0
Total paid-up capital of the company, assuming full conversion of warrants and convertible securities (Grand Total (A+B+C)+ D+E+F)	969581	100	100



Statement Showing Shareholding Pattern

Category code	Category of Shareholder	Number of Shareholders	Table (I)(a)		Total shareholding as a percentage of total number of shares		Shares Pledged or otherwise encumbered		
			Total number of shares	Number of shares held in dematerialized form	As a percentage of (A+B) ¹	As a percentage of (A+B+C)	Number of shares	As a percentage	
									(IV)
(A)	Shareholding of Promoter and Promoter								
1	Indian								
(a)	Individuals/ Hindu Undivided Family								
		14	21286	19252	2.20	2.20			0.00
(b)	Central Government/ State Government(s)	0	0	0	0.00	0.00	0		0.00
(c)	Bodies Corporate	0	0	0	0.00	0.00	0		0.00
(d)	Financial Institutions/ Banks	0	0	0	0.00	0.00	0		0.00
(e)	Any Others(Specify)	0	0	0	0.00	0.00	0		0.00
(e-i)		0	0	0	0.00	0.00	0		0.00
(e-ii)		0	0	0	0.00	0.00	0		0.00
	Sub Total(A)(1)	14	21286	19252	2.20	2.20	0		0.00
2	Foreign								
a	Individuals (Non-Residents Individuals/ Foreign Individuals)	1	444	0	0.05	0.05	0		0.00
b	Bodies Corporate	0	0	0	0.00	0.00	0		0.00
c	Institutions	0	0	0	0.00	0.00	0		0.00
d	Any Others(Specify)	0	0	0	0.00	0.00	0		0.00
d-i		0	0	0	0.00	0.00	0		0.00
d-ii		0	0	0	0.00	0.00	0		0.00
	Sub Total(A)(2)	1	444	0	0.05	0.05	0		0.00
	Total Shareholding of Promoter and	15	21730	19252	2.24	2.24	0		0.00
(B)	Public shareholding								
1	Institutions								
(a)	Mutual Funds/ UTI	0	0	0	0.00	0.00	0		0.00
(b)	Financial Institutions / Banks	1	290	0	0.03	0.03	0		0.00
(c)	Central Government/ State Government(s)	0	0	0	0.00	0.00	0		0.00
(d)	Venture Capital Funds	0	0	0	0.00	0.00	0		0.00
(e)	Insurance Companies	0	0	0	0.00	0.00	0		0.00
(f)	Foreign Institutional Investors	0	0	0	0.00	0.00	0		0.00
(g)	Foreign Venture Capital Investors	0	0	0	0.00	0.00	0		0.00
(h)	Any Other (specify)	0	0	0	0.00	0.00	0		0.00
(h-i)		0	0	0	0.00	0.00	0		0.00
(h-ii)		0	0	0	0.00	0.00	0		0.00
	Sub-Total (B)(1)	1	290	0	0.03	0.03	0		0.00



B 2	Non-institutions							
(a)	Bodies Corporate	34	197266	196634	20.35	20.35	0	0.00
(b)	Individuals	0	0	0	0.00	0.00	0	0.00
	Individuals -i. Individual shareholders holding nominal share capital up to Rs 1 lakh							
I		1020	42414	26528	4.37	4.37	0	0.00
II	ii. Individual shareholders holding nominal share capital in excess of Rs. 1 lakh.							
		13	703731	636442	72.58	72.58	0	0.00
(c)	Any Other (specify)	0	0	0	0.00	0.00	0	0.00
(c-i)	Non Resident Indians	131	3950	620	0.41	0.41	0	0.00
(c-ii)	Overseas Corporate Bodies	1	200	0	0.02	0.02	0	0.00
	Sub-Total (B)(2)	1199	947561	860224	97.73	97.73		
(B)	Total Public Shareholding (B)= (B)(1)+(B)(2)	1200	947851	860224	97.76	97.76		
	TOTAL (A)+(B)	1215	969581	879476	100.00	100.00		
(C)	Shares held by Custodians and against which Depository Receipts have been issued							
1	Promoter and Promoter Group	0	0	0	0	0.00	0	0.00
2	Public	0	0	0	0	0.00	0	0.00
	Sub-Total (C)	0	0	0	0	0.00	0	0.00
	GRAND TOTAL (A)+(B)+(C)	1215	969581	879476		100.00	0	0.00



Notes

Arjun



A circular stamp with the text "PNMART LIMITED" around the perimeter and a star in the center. The name "Arjun" is written across the stamp in cursive.

(I)(b) Statement showing Shareholding of persons belonging to the category
"Promoter and Promoter Group"

Sr. No.	Name of the shareholder	Total shares held		Shares pledged or otherwise encumbered		
		Number of shares	As a % of grand total (A)+(B)+(C)	Number	As a percentage	As a % of grand total (A)+(B)+(C) of sub-clause (I)(a)
(I)	(II)	(III)	(IV)	(V)	(VI)=(V)/(III)*100	(VII)
1	ASHOK KUMAR MAHESHWARI	4192	0.43		0.00	0.00
2	ASHWARYA KUMAR MAHESHWARI	4190	0.43		0.00	0.00
3	KAILASH SABOO	660	0.07		0.00	0.00
4	KAILASH SABOO	48	0.00		0.00	0.00
5	KRISHAN KUMAR MAHESHWARI	1192	0.12		0.00	0.00
6	KRISHAN KUMAR MAHESHWARI	3450	0.36		0.00	0.00
7	SANDHYA MAHESHWARI	60	0.01		0.00	0.00
8	SANDHYA MAHESHWARI	50	0.01		0.00	0.00
9	SANDHYA MAHESHWARI	8	0.00		0.00	0.00
10	SHOBHA MAHESHWARI	10	0.00		0.00	0.00
11	SUSHILA MAHESHWARI	80	0.01		0.00	0.00
12	SUSHILA MAHESHWARI	60	0.01		0.00	0.00
13	VINOD KUMAR MAHESHWARI	6210	0.64		0.00	0.00
14	DASHOTTRA	1076	0.11		0.00	0.00
15	FRANZ GOLZ	444	0.05		0.00	0.00
TOTAL		21730	2.24	0	0.00	0.00




(I)(c) Statement showing Shareholding of persons belonging to the category "Public" and holding more than 1% of the total number of shares

Sr. No.	Name of the shareholder	Number of shares	Shares as a percentage of total number of shares (i.e., Grand Total (A)+(B)+(C) indicated in Statement at para (I)(a) above)
1	SHAASWAT LEASING AND FINANCE PVT. LTD	74766	7.71
2	VIKAS POLYMER LAND PVT. LTD	93457	9.64
3	ANUBHIR KULKARNI	74766	7.71
4	ASHOK KHANDELWAL	67289	6.94
5	GARIMA AGARWAL	63551	6.55
6	HARISH CHANDRA AGRAWAL	14018	1.45
7	MRIDUL KHANDELWAL	37383	3.86
8	NEHA GARG	28037	2.89
9	REKHA KHANDELWAL	67289	6.94
10	SHASHI GARG	44859	4.63
11	SHASHI KHANDELWAL	37383	3.86
12	SUNITA KHANDELWAL	37383	3.86
13	VAIBHAV GARG	93457	9.64
14	VINEETA GUPTA	69158	7.13
15	VINOD GUPTA	69158	7.13
	TOTAL	871954	89.93





(1)(d) Statement showing details of locked-in shares

Sr. No.	Name of the shareholder	Number of locked-in shares	Locked-in shares as a percentage of total number of shares (i.e., Grand Total (A)+(B)+(C) indicated in Statement at para (1)(a) above)
1	ANUBHI K KULKARNI		
2	GARIMA AGARWAL	74766	7.71
3	SHAASWAT LEASING & FINANCE PVT. LTD.	63551	6.55
4	VIKAS POLYMER LAND PRIVATE LIMITED	74766	7.71
5	VIKAS TRAVELS & TOURS PVT. LTD.	93457	9.64
6	NEHA GARG	9345	0.96
7	VINOD GUPTA	28037	2.89
8	VINEETA GUPTA	69158	7.13
9	RAJBIR SINGH MAKHNI	69158	7.13
10	ABHISAR ESTATES PVT. LTD.	9158	0.94
11	MAHABIR PARSHAD GUPTA	9345	0.96
12	SHREE GAJRAJ FINLEASE PVT. LTD	6728	0.69
13	HARISH CHANDRA AGRAWAL	9345	0.96
14	VAIBHAV GARG	14018	1.45
15	SHASHI GARG	93457	9.64
16	ASHOK KHANDELWAL	44859	4.63
17	REKHA KHANDELWAL	67289	6.94
18	SHASHIKANT DAMODAR KHANDELWAL	67289	6.94
19	SUNITA KHANDELWAL	37383	3.86
20	MRIDUL KHANDELWAL	37383	3.86
		37383	3.86
TOTAL		915875	94.46



(II)(a) Statement showing details of Depository Receipts (DRs)

Sr. No.	Type of outstanding DR (ADRs, GDRs, SDRs, etc.)	Number of outstanding DRs	Number of shares underlying outstanding DRs	Shares underlying outstanding DRs as a percentage of total number of shares (i.e., Grand Total (A)+(B)+(C) indicated in Statement at para (I)(a) above)
1	NIL	NIL		
2	NIL	NIL	0	0.00
3	NIL	NIL	0	0.00
4	NIL	NIL	0	0.00
5	NIL	NIL	0	0.00
6	NIL	NIL	0	0.00
7	NIL	NIL	0	0.00
8	NIL	NIL	0	0.00
9	NIL	NIL	0	0.00
			0	0.00
TOTAL		NIL	0	0.00

(II)(b) Statement showing holding of Depository Receipts (DRs), where underlying shares held by "promoter/promoter group" are in excess of 1% of the total number of shares

Sr. No.	Name of the DR Holder	Type of outstanding DR (ADRs, GDRs, SDRs, etc.)	Number of shares underlying outstanding DRs	Shares underlying outstanding DRs as a percentage of total number of shares (i.e., Grand Total (A)+(B)+(C) indicated in Statement at para (I)(a) above)
1	NIL			
2	NIL	NIL	0	0.00
3	NIL	NIL	0	0.00
4	NIL	NIL	0	0.00
5	NIL	NIL	0	0.00
6	NIL	NIL	0	0.00
7	NIL	NIL	0	0.00
8	NIL	NIL	0	0.00
9	NIL	NIL	0	0.00
		NIL	0	0.00
				0.00
TOTAL			0	0.00