


## Introductory sub-table (I)(a)

**SHAREHOLDING PATTERN OF EURO FINMART LIMITED AS ON 30.06.2012****EURO FINMART LIMITED****531082****Quarter ended: 30.06.2012**

<b>Name of the Company: EURO FINMART LIMITED</b>			
<b>Scrip Code, Name of the scrip, class of security: 531082, eurofin, Equity</b>			
<b>Quarter ended: 30.06.2012</b>			
<b>Partly paid-up shares:-</b>	<b>No. of partly paid-up shares</b>	<b>As a % of total no. of partly paid-up shares</b>	<b>As a % of total no. of shares of the company</b>
Held by promoter/promoter group	0	0	0
Held by public	0	0	0
<b>Total - D</b>	<b>0</b>	<b>0</b>	<b>0</b>
<b>Outstanding convertible securities:-</b>	<b>No. of outstanding securities</b>	<b>As a % of total no. of outstanding convertible securities</b>	<b>As a % of total no. of shares of the company, assuming full conversion of the convertible securities</b>
Held by promoter/promoter group	0	0	0
Held by public	0	0	0
<b>Total - E</b>	<b>0</b>	<b>0</b>	<b>0</b>
<b>Warrants:-</b>	<b>No. of warrants</b>	<b>As a % of total no. of warrants</b>	<b>As a % of total no. of shares of the company, assuming full conversion of warrants</b>
Held by promoter/promoter group	0	0	0
Held by public	0	0	0
<b>Total - F</b>	<b>0</b>	<b>0</b>	<b>0</b>
<b>Total paid-up capital of the company, assuming full conversion of warrants and convertible securities</b>		<b>4847905</b>	

For EURO FINMART LTD



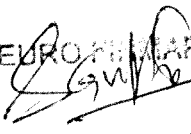
Director

Statement Showing Shareholding Pattern								
Category code	Category of Shareholder	Number of Shareholders	Table (I)(a)		Total shareholding as a percentage of total number of shares		Shares Pledged or otherwise encumbered	
			Total number of shares	Number of shares held in dematerialized form	As a percentage of (A+B) <sup>1</sup>	As a percentage of (A+B+C)	Number of shares	As a percentage
			(iv)	(v)				
(A)	<b>Shareholding of Promoter and Promoters</b>							
<b>1</b>	<b>Indian</b>							
(a)	Individuals/Hindu Undivided Family	12	101050	96260	2.08	2.08	0	0.00
(b)	Central Government/ State Government(s)	0	0	0	0.00	0.00	0	0.00
(c)	Bodies Corporate	0	0	0	0.00	0.00	0	0.00
(d)	Financial Institutions/ Banks	0	0	0	0.00	0.00	0	0.00
(e)	Any Others(Specify)	0	0	0	0.00	0.00	0	0.00
(e-i)	Directors & Relatives	1	5180	0	0.11	0.11	0	0.00
(e-ii)								
	<b>Sub Total(A)(1)</b>	<b>13</b>	<b>106430</b>	<b>96260</b>	<b>2.20</b>	<b>2.20</b>	<b>0</b>	<b>0.00</b>
<b>2</b>	<b>Foreign</b>							
a	Individuals (Non Residents Individuals/ Foreign Individuals)	1	2220	0	0.05	0.05	0	0.00
b	Bodies Corporate	0	0	0	0.00	0.00	0	0.00
c	Institutions	0	0	0	0.00	0.00	0	0.00
d	Any Others(Specify)	0	0	0	0.00	0.00	0	0.00
d-i								
d-ii								
	<b>Sub Total(A)(2)</b>	<b>1</b>	<b>2220</b>	<b>0</b>	<b>0.05</b>	<b>0.05</b>	<b>0</b>	<b>0.00</b>
	<b>Total Shareholding of Promoter and</b>	<b>14</b>	<b>108650</b>	<b>96260</b>	<b>2.24</b>	<b>2.24</b>	<b>0</b>	<b>0.00</b>
(B)	<b>Public shareholding</b>							
<b>1</b>	<b>Institutions</b>							
(a)	Mutual Funds/ UTI	0	0	0	0.00	0.00	0	0.00
(b)	Financial Institutions/ Banks	1	1450	0	0.03	0.03	0	0.00
(c)	Central Government/ State Government(s)	0	0	0	0.00	0.00	0	0.00
(d)	Venture Capital Funds	0	0	0	0.00	0.00	0	0.00
(e)	Insurance Companies	0	0	0	0.00	0.00	0	0.00
(f)	Foreign Institutional Investors	0	0	0	0.00	0.00	0	0.00
(g)	Foreign Venture Capital Investors	0	0	0	0.00	0.00	0	0.00
(h)	Any Other (specify)	0	0	0	0.00	0.00	0	0.00
(h-i)								
(h-ii)								
	<b>Sub-Total (B)(1)</b>	<b>1</b>	<b>1450</b>	<b>0</b>	<b>0.03</b>	<b>0.03</b>	<b>0</b>	<b>0.00</b>
<b>B 2</b>	<b>Non-institutions</b>							
(a)	Bodies Corporate	38	1065560	1062400	21.98	21.98	0	0.00
(b)	Individuals							
I	Individuals i. Individual shareholders holding nominal share capital up to Rs 1 lakh	1010	123600	44402	2.55	2.55	0	0.00
II	ii. Individual shareholders holding nominal share capital in excess of Rs. 1 lakh.	14	3527995	3191550	72.77	72.77	0	0.00
(c)	Any Other (specify)	0	0	0	0.00	0.00	0	0.00
(c-i)	Corporate Body (OCB)	1	1000	0	0.02	0.02	0	0.00
(c-ii)	Non residents Indian	130	19650	3100	0.41	0.41	0	0.00
	<b>Sub-Total (B)(2)</b>	<b>1193</b>	<b>4737805</b>	<b>4301452</b>	<b>97.73</b>	<b>97.73</b>	<b>0</b>	<b>0.00</b>
(B)	<b>Total Public Shareholding (B)= (B)(1)+(B)(2)</b>	<b>1194</b>	<b>4739255</b>	<b>4301452</b>	<b>97.76</b>	<b>97.76</b>	<b>0</b>	<b>0.00</b>
	<b>TOTAL (A)+(B)</b>	<b>1208</b>	<b>4847905</b>	<b>4397712</b>	<b>100.00</b>	<b>100.00</b>	<b>0</b>	<b>0.00</b>
(C)	<b>Shares held by Custodians and against which Depository Receipts have been issued</b>							
1	Promoter and Promoter Group	0	0	0	0	0.00	0	0.00
2	Public	0	0	0	0	0.00	0	0.00
	<b>Sub-Total (C)</b>	<b>0</b>	<b>0</b>	<b>0</b>	<b>0</b>	<b>0.00</b>	<b>0</b>	<b>0.00</b>
	<b>GRAND TOTAL (A)+(B)+(C)</b>	<b>1208</b>	<b>4847905</b>	<b>4397712</b>	<b>100.00</b>	<b>100.00</b>	<b>0</b>	<b>0.00</b>

For EURO FRANK LTD  


Director

Sr.No	Notes
1	Number of locked-in shares - Nil
2	
3	
4	
5	
6	
7	
8	
9	


For EURO MART LTD  


Director

(f) Statement showing holding of securities (including shares, warrants, convertible securities) of persons belonging to the category "Promoter and Promoter Group":


Sr. No.	Name of the shareholder	Details of Shares held		Encumbered shares (*)			Details of warrants		Details of convertible securities		Total shares (including underlying shares assuming full conversion of warrants and convertible securities) as a % of diluted share capital
		Number of shares held	As a % of grand total (A + B) + C)	No.	As a percentage	As a % of grand total (A + B) + C) of sub-clause (I)(a)	Number of warrants held	As a % total number of warrants of the same class	Number of convertible securities held	As a % total number of convertible securities of the same class	
(I)	(II)	(III)	(IV)	(V)	(VI) = (V) * 100	(VII)	(VIII)	(IX)	(X)	(XI)	(XII)
1	Ashok Kumar Maheshwari	20960	0.43	0	0.00	0.00	0	0	0	0	20960
2	Ashwarya Kumar Maheshwari	20950	0.43	0	0.00	0.00	0	0	0	0	20950
3	Karliah Saboo	3300	0.07	0	0.00	0.00	0	0	0	0	3300
4	Karliah Saboo	240	0.00	0	0.00	0.00	0	0	0	0	240
5	Krishna Kumar Maheshwari	5060	0.12	0	0.00	0.00	0	0	0	0	5060
6	Krishna Kumar Maheshwari	17250	0.36	0	0.00	0.00	0	0	0	0	17250
7	Sandhya Maheshwari	300	0.01	0	0.00	0.00	0	0	0	0	300
8	Sandhya Maheshwari	250	0.01	0	0.00	0.00	0	0	0	0	250
9	Sandhya Maheshwari	40	0.00	0	0.00	0.00	0	0	0	0	40
10	Shabha Maheshwari	50	0.00	0	0.00	0.00	0	0	0	0	50
11	Vinod Kumar Maheshwari	31050	0.64	0	0.00	0.00	0	0	0	0	31050
12	Vinod Kumar Maheshwari	700	0.01	0	0.00	0.00	0	0	0	0	700
13	Karliah J Dashotra	5380	0.11	0	0.00	0.00	0	0	0	0	5380
14	Franz Gutz	2220	0.05	0	0.00	0.00	0	0	0	0	2220
<b>TOTAL</b>		<b>108650</b>	<b>2.24</b>	<b>0</b>	<b>0.00</b>	<b>0.00</b>	<b>0</b>	<b>0</b>	<b>0</b>	<b>0</b>	<b>108650</b>

(\*) The term "encumbrance" has the same meaning as assigned to it in regulation 2B(3) of the SAST Regulations, 2011

For EURO FINART LTD  
  
 Director

(D)(c)(i) Statement showing holding of securities (including shares, warrants, convertible securities) of persons belonging to the category "Public" and holding more than 1% of the total number of shares

Sr. No.	Name of the shareholder	Number of shares held	Shares as a percentage of total number of shares (i.e., Grand Total (A)+(B)+(C) indicated in Statement at para (D)(a) above)	Details of warrants		Details of convertible securities		Total shares (including underlying shares assuming full conversion of warrants and convertible securities) as a % of diluted share capital
				Number of warrants held	As a % total number of warrants of the same class	Number of convertible securities held	% w.r.t total number of convertible securities of the same class	
1	Alankit Associates Private limited	78810	1.63	0	0	0	0	78810
2	Shaaswat Leasing and Finance Private Limited	373830	7.71	0	0	0	0	373830
3	Vikas Polymers Private Limited	467285	9.64	0	0	0	0	467285
4	Anubhi R. Kulkarni	373830	7.71	0	0	0	0	373830
5	Ashok Khandelwal	336445	6.94	0	0	0	0	336445
6	Garima Agarwal	317755	6.55	0	0	0	0	317755
7	Mridul Khandelwal	186915	3.86	0	0	0	0	186915
8	Neha Garg	140185	2.89	0	0	0	0	140185
9	Rekha Khandelwal	336445	6.94	0	0	0	0	336445
10	Shashi Garg	224295	4.63	0	0	0	0	224295
11	Shashi Khandelwal	186915	3.86	0	0	0	0	186915
12	Sunita Khandelwal	186915	3.86	0	0	0	0	186915
13	Vaibhav Garg	467285	9.64	0	0	0	0	467285
14	Vineeta Gupta	345790	7.13	0	0	0	0	345790
15	Vinod Gupta	345790	7.13	0	0	0	0	345790
<b>TOTAL</b>		<b>4368490</b>	<b>90.11</b>	<b>0</b>	<b>0</b>	<b>0</b>	<b>0</b>	<b>4368490</b>

For EURO FINEART LTD  
  
 Director

(D)(c)(ii) Statement showing holding of securities (including shares, warrants, convertible securities) of persons (together with PAC) belonging to the category "Public" and holding more than 5% of the total number of shares of the company

Sr. No.	Name(s) of the shareholder(s) and the Persons Acting in Concert (PAC) with them	Number of shares	Shares as a percentage of total number of shares (i.e., Grand Total (A)+(B)+(C) indicated in Statement at para (D)(a) above)	Details of warrants		Details of convertible securities		Total shares (including underlying shares assuming full conversion of warrants and convertible securities) as a % of diluted share capital
				Number of warrants	As a % total number of warrants of the same class	Number of convertible securities held	% w.r.t total number of convertible securities of the same class	
1	Shaaswat Leasing and Finance Pvt. Ltd.	373830	7.71	0	0	0	0	0
2	Vikas Polymerland Pvt. Ltd.	467285	9.64	0	0	0	0	0
3	Anubhi R. Kulkarni	373830	7.71	0	0	0	0	0
4	Ashok Khandelwal	336445	6.94	0	0	0	0	0
5	Garima Agarwal	317755	6.55	0	0	0	0	0
6	Rekha Khandelwal	336445	6.94	0	0	0	0	0
7	Vaibhav Garg	467285	9.64	0	0	0	0	0
8	Vineeta Gupta	345790	7.13	0	0	0	0	0
9	Vinod Gupta	345790	7.13	0	0	0	0	0
<b>TOTAL</b>		<b>3364455</b>	<b>69.40</b>	<b>0</b>	<b>0</b>	<b>0</b>	<b>0</b>	<b>0</b>

For EURO FM MART LTD




Director



(H)(a) Statement showing details of Depository Receipts (DRs)

Sr. No.	Type of outstanding DR (ADRs, GDRs, SDRs, etc.)	Number of outstanding DRs	Number of shares underlying outstanding DRs	Shares underlying outstanding DRs as a percentage of total number of shares {i.e., Grand Total (A)+(B)+(C) indicated in Statement at para (I)(a) above}
1	NIL	NIL	0	0.00
2	NIL	NIL	0	0.00
3	NIL	NIL	0	0.00
4	NIL	NIL	0	0.00
5	NIL	NIL	0	0.00
6	NIL	NIL	0	0.00
7	NIL	NIL	0	0.00
8	NIL	NIL	0	0.00
9	NIL	NIL	0	0.00
<b>TOTAL</b>		<b>0</b>	<b>0</b>	<b>0.00</b>

For EURO FINEMART LTD



Director



(II)(b) Statement showing holding of Depository Receipts (DRs), where underlying shares held by "promoter/promoter group" are in excess of 1% of the total number of shares

Sr. No.	Name of the DR Holder	Type of outstanding DR (ADRs, GDRs, SDRs, etc.)	Number of shares underlying outstanding DRs	Shares underlying outstanding DRs as a percentage of total number of shares (i.e., Grand Total (A)+(B)+(C) indicated in Statement at para (I)(a) above)
1		NIL	NIL	0
2		NIL	NIL	0
3		NIL	NIL	0
4		NIL	NIL	0
5		NIL	NIL	0
6		NIL	NIL	0
7		NIL	NIL	0
8		NIL	NIL	0
9		NIL	NIL	0
<b>TOTAL</b>			<b>0</b>	<b>0.00</b>

For EUROFINMART LTD



Director