


Introductory sub-table (I)(a)			
SHAREHOLDING PATTERN OF EURO FINMART LIMITED AS ON 30.09.2013			
EURO FINMART LIMITED			
Quarter ended: 30.09.2013			
Name of the Company: EURO FINMART LIMITED			
Scrip Code, Name of the scrip, class of security: 531082, eurofin, Equity			
Quarter ended: 30.09.2013			
Partly paid-up shares:-	No. of partly paid-up shares	As a % of total no. of partly paid-up shares	As a % of total no. of shares of the company
Held by promoter/promoter group	0	0	0
Held by public	0	0	0
Total - D	0	0	0
Outstanding convertible securities:	No. of outstanding securities	As a % of total no. of outstanding convertible securities	As a % of total no. of shares of the company, assuming full conversion of the convertible securities
Held by promoter/promoter group	0	0	0
Held by public	0	0	0
Total - E	0	0	0
Warrants:-	No. of warrants	As a % of total no. of warrants	As a % of total no. of shares of the company, assuming full conversion of warrants
Held by promoter/promoter group	0	0	0
Held by public	0	0	0
Total - F	0	0	0
Total paid-up capital of the company, assuming full conversion of warrants and convertible securities	4847905		




Statement Showing Shareholding Pattern


Category code	Category of Shareholder	Number of Shareholders	Table (I)(a)		Total shareholding as a percentage of total number of shares		Shares Pledged or otherwise encumbered	
			Total number of shares	Number of shares held in dematerialized form	As a percentage of(A+B) ¹	As a percentage of (A+B+C)	Number of shares	As a percentage
(I)	(II)	(III)	(IV)	(V)	(VI)	(VII)	(VIII)	X)=(VIII)/(IV)*100
(A)	Shareholding of Promoter and Promoter Group²							
1	Indian							
(a)	Individuals/ Hindu Undivided Family	2	81027	81027	1.67	1.67	0	0.00
(b)	Central Government/ State Government(s)	0	0	0	0.00	0.00	0	0.00
(c)	Bodies Corporate	1	78810	78810	1.63	1.63	0	0.00
(d)	Financial Institutions/ Banks	0	0	0	0.00	0.00	0	0.00
(e)	Any Others(Specify)				0.00	0.00		
(c-i)	Directors & Relatives	0	0	0	0.00	0.00	0	0.00
(c-ii)								
	Sub Total(A)(1)	3	159837	159837	3.30	3.30	0	0.00
2	Foreign							
a	Individuals (Non-Residents Individuals/ Foreign Individuals)	0	0	0	0.00	0.00	0	0.00
b	Bodies Corporate	0	0	0	0.00	0.00	0	0.00
c	Institutions	0	0	0	0.00	0.00	0	0.00
d	Any Others(Specify)							
d-i								
d-ii								
	Sub Total(A)(2)	0	0	0	0.00	0.00	0	0
	Total Shareholding of Promoter and Promoter Group (A)= (A)(1)+(A)(2)	3	159837	159837	3.30	3.30	0	0.00
(B)	Public shareholding							
1	Institutions							
(a)	Mutual Funds/ UTI	0	0	0	0.00	0.00	0	0.00
(b)	Financial Institutions/ Banks	1	1450	0	0.03	0.03	0	0.00
(c)	Central Government/ State Government(s)	0	0	0	0.00	0.00	0	0.00
(d)	Venture Capital Funds	0	0	0	0.00	0.00	0	0.00
(e)	Insurance Companies	0	0	0	0.00	0.00	0	0.00
(f)	Foreign Institutional Investors	0	0	0	0.00	0.00	0	0.00
(g)	Foreign Venture Capital Investors	0	0	0	0.00	0.00	0	0.00
(h)	Any Other (specify)							
(h-i)								
(h-ii)								
	Sub-Total (B)(1)	1	1450	0	0.03	0.03	0	0.00
B 2	Non-institutions							
(a)	Bodies Corporate	43	582557	579397	12.02	12.21	0	0.00
(b)	Individuals							
I	Individuals -i. Individual shareholders holding nominal share capital up to Rs 1 lakh	1075	449834	368262	9.28	9.28	0	0.00
II	ii. Individual shareholders holding nominal share capital in excess of Rs. 1 lakh.	65	3634227	3634227	74.96	74.96	0	0.00
(c)	Any Other (specify)							
(c-i)	Corporate Body (OCB)	1	1000	0	0.02	0.02	0	0.00
(c-ii)	Non-residents Indian	127	19000	3500	0.39	0.39	0	0.00
	Sub-Total (B)(2)	1311	4686618	4585386	96.67	96.67	0	0.00



(B)	Total Public Shareholding (B)= (B)(1)+(B)(2)	1312	4688068	4585386	96.70	96.70	0	0.00
	TOTAL (A)+(B)	1315	4847905	4745223	100.00	100.00	0	0.00
(C)	Shares held by Custodians and against which Depository Receipts have been issued							
1	Promoter and Promoter Group	0	0	0	0	0	0	0.00
2	Public	0	0	0	0	0	0	0.00
	Sub-Total (C)	0	0	0	0	0	0	0.00
	GRAND TOTAL (A)+(B)+(C)	1315	4847905	4745223		100.00	0	0.00



Sr.No	Notes
1	The Company has changed its registered office from 291, Anarkali Complex, Jhandewalan Extension, New Delhi-110055 to 205-208, Anarkali Complex, Jhandewalan Extension, New Delhi-110055 w.e.f. 9th August, 2013.
2	
3	



(1)(b) Statement showing holdings of securities (including shares, warrants, convertible securities) of persons belonging to the category "Promoter and Promoter Group."

Sr. No.	Name of the shareholder	Details of Shares held		Encumbered shares (*)			Details of warrants			Details of convertible securities		Total shares (including underlying shares assuming full conversion of warrants and convertible securities) as a % of diluted share capital
		Number of shares held	As a % of grand total (A)+(B)+(C)	No.	As a percentage (DP)=(P)/(DP)+100	As a % of grand total (A)+(B)+(C) of sub-class (I)(a)	Number of warrants held	As a % total number of warrants of the same class	Number of convertible securities held	As a % total number of convertible securities of the same class		
(i)	(ii)	(iii)	(iv)	(v)	(vi)	(vii)	(viii)	(ix)	(x)	(xi)	(xii)	
1	Atul Kumar Agarwal	8057	1.66	0	0.00	0.00	0	0	0	0	1.66	
2	Alka Agarwal	500	0.01	0	0.00	0.00	0	0	0	0	0.01	
3	Alankar Associates Private Limited	7810	1.63	0	0.00	0.00	0	0	0	0	1.63	
TOTAL		15987	3.30	0	0.00	0.00	0	0	0	0	3.30	

(*) The term "encumbrance" has the same meaning as assigned to it in regulation 28(3) of the SAST Regulations, 2011



(1)(c)(i) **Statement showing holding of securities (including shares, warrants, convertible securities) of persons belonging to the category "Public" and holding more than 1% of the total number of shares**

Sr. No.	Name of the shareholder	Number of shares held	Shares as a percentage of total number of shares (i.e., Grand Total (A)+(B)+(C) indicated in Statement at para (1)(a) above)	Details of warrants		Details of convertible securities		Total shares (including underlying shares assuming full conversion of warrants and convertible securities) as a % of diluted share capital
				Number of warrants held	As a % total number of warrants of the same class	Number of convertible securities held	% w.r.t total number of convertible securities of the same class	
1	Amrapali Aadya Trading & Investment Pvt. Ltd	68933	1.42					1.42
2	Alankit Assignments Limited	140772	2.90					2.90
3	Globe Capital Market Limited	89235	1.84					1.84
4	PLG Securities Private Limited	127000	2.62					
5	A. D. Singh	49750	1.03					1.03
6	Abheesht Goel	70925	1.46					1.46
7	Aman Agarwal	131525	2.71					2.71
8	Anju Gangwani	52200	1.08					1.08
9	Ashish Rana	165842	3.42					3.42
10	Deepak Gambhir	82000	1.69					1.69
11	Gopal Goel	69400	1.43					1.43
12	Kawal Kumar	52200	1.08					1.08
13	Manisha Agarwal	67080	1.38					1.38
14	Manjeet Rana	100045	2.06					2.06
15	Manju Goyal	68900	1.42					1.42
16	Manju Gupta	54058	1.12					1.12
17	Mathikere Jayaram Shantharam	51950	1.07					1.07
18	Namita Garg	75398	1.56					1.56
19	Nishant Rana	100015	2.06					2.06
20	Om Prakash Goenka	65101	1.34					1.34
21	Priti Bhala	154800	3.19					3.19
22	Raghav Agrawal	67215	1.39					1.39
23	Rajbir Singh makhni	93450	1.93					1.93
24	Rakesh Sharma	78500	1.62					1.62
25	Ratul Puri	90000	1.86					1.86
26	Sudhanshu Agarwal	65874	1.36					1.36
27	Sudhir Agrawal	67707	1.40					1.40
28	Sushil Singhal	53000	1.09					1.09
29	Tarun Kumar Sahay	66709	1.38					1.38
30	Vinod Kumar Garg	133830	2.76					2.76
31	Vivek Garg	89065	1.84					1.84
32	Yogesh Gambhir	63800	1.32					1.32
33	Sudhir Agrawal (HUF)	66721	1.38					1.38
34	Sanjay Jain (HUF)	50000	1.03					1.03
35	Tarun Kumar Sahay (HUF)	72100	1.49					1.49
36	Vinod Kumar garg & Sons (HUF)	240000	4.95					4.95
TOTAL		3135100	64.67	0	0	0	0	62.05



(1)(c)(ii) Statement showing holding of securities (including shares, warrants, convertible securities) of persons (together with PAC) belonging to the category "Public" and holding more than 5% of the total number of shares of the company

Sr. No.	Name(s) of the shareholder(s) and the Persons Acting in Concert (PAC) with them	Number of shares	Shares as a percentage of total number of shares (i.e., Grand Total (A)+(B)+(C) indicated in Statement at para (1)(a) above)	Details of warrants		Details of convertible securities		Total shares (including underlying shares assuming full conversion of warrants and convertible securities) as a % of diluted share capital
				Number of warrants	As a % total number of warrants of the same class	Number of convertible securities held	% w.r.t total number of convertible securities of the same class	
NIL								



(II)(a) Statement showing details of Depository Receipts (DRs)

Sr. No.	Type of outstanding DR (ADRs, GDRs, SDRs, etc.)	Number of outstanding DRs	Number of shares underlying outstanding DRs	Shares underlying outstanding DRs as a percentage of total number of shares (i.e., Grand Total (A)+(B)+(C) indicated in Statement at para (I)(a) above)
1		NIL	NIL	0
2		NIL	NIL	0
3		NIL	NIL	0
4		NIL	NIL	0
5		NIL	NIL	0
6		NIL	NIL	0
7		NIL	NIL	0
8		NIL	NIL	0
9		NIL	NIL	0
TOTAL		0	0	0



